



www.partex.co.uk

Tel: 01675 463670 Fax: 01675 463520 Email: sales@partex.co.uk

Product Technical Data Sheet- Cord End / Bootlace Ferrules

Description

A comprehensive range of pre-insulated and un-insulated Cord End Ferrules that combine high quality with competitive pricing.

Manufactured from tin coated high conductivity copper.

High grade Polyamide 66 insulation ensures complete integrity of the termination.

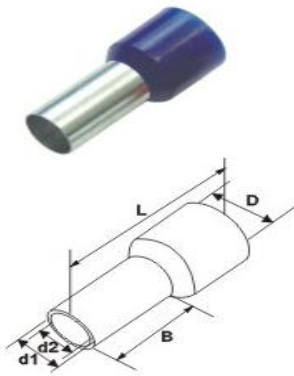
Available in both the French and German standard colours.



























Standard pack sizes of 100 or 1000 pieces.

Specification:	DIN 46228-4
Terminal Material:	High conductivity Copper
Copper Purity:	>99.9%
Coating:	Tin
Insulation Material:	Polyamide 66
Temperature range:	-40°C to +105°C
UL Approved to file number:	E366008



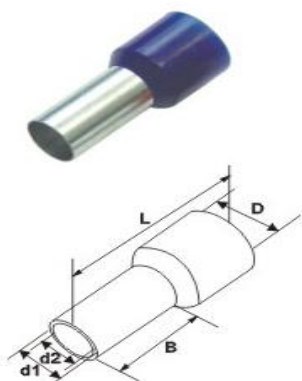
Cord End Ferrules



Cat No	Size (mm ²)	Dimensions (mm)					Colour			
		L	B	d1	d2	D	French		German	
CEF025_*	0.25	10	6	0.90	0.75	1.9	Violet		Light Blue	
CEF034_*	0.34	10	6	0.95	0.80	1.9	Pink		Turquoise	
CEF508_*	0.50	14	8	1.15	1.00	2.6	White		Orange	
CEF7508_*	0.75	14	8	1.35	1.20	2.8	Blue		White	
CEF108_*	1.0	14	8	1.55	1.40	3.0	Red		Yellow	
CEF1508_*	1.5	14	8	1.85	1.70	3.5	Black		Red	
CEF2508_*	2.5	14	8	2.35	2.20	4.2	Grey		Blue	
CEF409_*	4	16	9	3.00	2.80	4.8	Orange		Grey	
CEF612_*	6	20	12	3.70	3.50	6.3	Green		Black	
CEF1012_*	10	22	12	4.70	4.50	7.6	Brown		Ivory	
CEF1612_*	16	24	12	6.00	5.80	8.8	Ivory		Green	
CEF25016_*	25	28	16	7.50	7.30	11.2	Black		Brown	
CEF35016_*	35	30	16	8.50	8.30	13.0	Red		Beige	

* When ordering add suffix "F" for French and "G" for German standard.


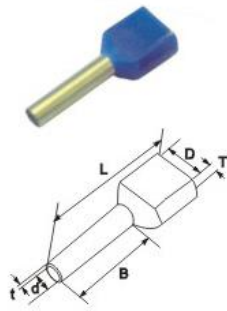
Long Cord End Ferrules

























Cat No	Size (mm ²)	Dimensions (mm)					Colour			
		L	B	d1	d2	D	French		German	
CEF7512_*	0.75	18	12	1.35	1.20	2.8	Blue		White	
CEF112_*	1.0	18	12	1.55	1.40	3.0	Red		Yellow	
CEF1518_*	1.5	18	18	1.85	1.70	3.5	Black		Red	
CEF2518_*	2.5	24	18	2.35	2.20	4.2	Grey		Blue	
CEF418_*	4	26	18	3.00	2.80	4.8	Orange		Grey	
CEF618_*	6	26	18	3.70	3.50	6.3	Green		Black	
CEF1018_*	10	28	18	4.70	4.50	7.6	Brown		Ivory	
CEF1618_*	16	28	18	6.00	5.80	8.8	Ivory		Green	
CEF25022_*	25	35	22	7.50	7.30	11.2	Black		Brown	
CEF35025_*	35	39	25	8.50	8.30	13.0	Red		Beige	

* When ordering add suffix "F" for French and "G" for German standard.

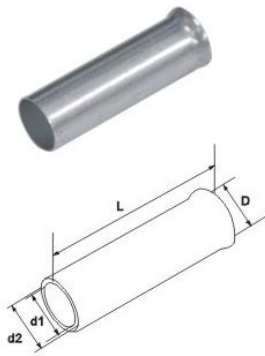
Twin Cord End Ferrules



Cat No	Size (mm ²)	Dimensions (mm)						Colour			
		d	D	L	B	t	T	French	German		
TCEF508_*	2X 0.5	1.5	2.5/4.7	15.00	8.00	0.15	0.25	White		Orange	
TCEF7508_*	2X 0.75	1.8	2.8/5.0	15.00	8.00	0.15	0.25	Grey		White	
TCEF7510F	2X 0.75	1.8	2.8/5.0	17.00	10.00	0.15	0.25	Grey			
TCEF108_*	2X 1.0	2.05	3.4/5.4	15.00	8.00	0.15	0.30	Red		Yellow	
TCEF110F	2X 1.0	2.05	3.4/5.4	17.00	10.00	0.15	0.30	Red			
TCEF1508_*	2X 1.5	2.3	3.6/6.6	16.00	8.00	0.15	0.30	Black		Red	
TCEF1512F	2X 1.5	2.3	3.6/6.6	20.00	12.00	0.15	0.30	Black			
TCEF2510_*	2X 2.5	2.8	4.2/7.8	18.50	10.00	0.20	0.30	Blue		Blue	
TCEF2513F	2X 2.5	2.8	4.2/7.8	21.50	13.00	0.20	0.30	Blue			
TCEF412_*	2X 4	3.7	4.9/8.8	23.00	12.00	0.20	0.40	Grey		Grey	
TCEF614_*	2X 6	4.8	6.9/10.0	26.00	14.00	0.20	0.40	Yellow		Black	
TCEF1014_*	2X 10	6.4	7.6/12.8	26.50	14.00	0.20	0.50	Red		Ivory	
TCEF1614_*	2X 16	8.3	9.6/18.6	31.50	14.00	0.30	0.50	Blue		Green	

* When ordering add suffix "F" for French and "G" for German standard.

Un-Insulated Cord End Ferrules



Cat No	Size	Dimensions (mm)			
	(mm ²)	D1	d2	D	L
UCEF 510	0.50	1.0	1.3	2.1	10
UCEF 7510	0.75	1.2	1.5	2.3	10
UCEF 110	1.00	1.4	1.7	2.5	10
UCEF 1510	1.50	1.7	2	2.8	10
UCEF 2512	2.50	2.2	2.5	3.4	12
UCEF 412	4.0	2.8	3.2	4.0	12
UCEF 618	6.0	3.5	3.9	4.7	18
UCEF 1018	10.0	4.5	4.9	5.8	18
UCEF 1618	16.0	5.8	6.2	7.5	18
UCEF 25018	25.0	7.3	7.7	9.5	18
UCEF 35018	35.0	8.3	8.7	11.0	18
UCEF 50025	50.0	10.3	11.0	12.9	25
UCEF 70025	70.0	13.4	14.4	15.4	25
UCEF 95032	95.0	14.5	15.6	16.7	32

Partex also offer a comprehensive range of compatible tooling.